

## Hawa Porta 100 HMT Pocket – Sliding Door Fitting Set For 1 Door – Without Track – Black

Variant code: 057.3133.073

Interior design with the **Hawa Porta 100 HMT Pocket Sliding Door Fitting Set**. This premium hardware solution is engineered for top-running wooden pocket doors, providing a sleek, handle-free, and virtually invisible transition between rooms. Designed for **heavy-duty** performance, this set supports doors up to **100 kg (220 lbs)**, ensuring **smooth, silent operation** and **exceptional durability**.

**Please Note:** This is the *fitting set for one door* and **does not include the running track**, which must be ordered separately.

### Key Features & Benefits

- **Pocket Door Excellence:** Specifically designed for wall pocket installations, allowing the door to fully retract into the wall cavity for **maximum space efficiency** and a clean, flush finish.
- **Heavy Duty Capacity:** Supports single wooden doors weighing up to **100 kg (220 lbs)**, ideal for substantial, high-quality doors in residential and commercial spaces.
- **HMT Technology (Push-to-Open):** Features an innovative **Push-to-Open** mechanism. A gentle touch on the door edge ejects the door from the pocket, eliminating the need for visible edge pulls and preserving the minimalist aesthetic.
- **Smooth & Silent Operation:** Equipped with **ball-bearing rollers** and high-quality components for an effortlessly **quiet** and smooth glide.
- **Minimalist Black Finish:** The set components are styled in a sophisticated **Black** finish (typically plastic/anthracite for visible parts), blending seamlessly with modern, high-end interiors.
- **Top-Running System:** All mechanics are hidden above the door, providing a clear, unimpeded floor space.
- **Simple Post-Construction Installation:** The door leaf can be installed into the pocket *after* construction is complete,

simplifying the building process.

### Technical Specifications

<b>Feature</b>	<b>Detail</b>
<b>System</b>	Top-running Sliding Door Fitting for 1 Door
<b>Application</b>	Wall Pocket Solution (HMT – minimal installation height)
<b>Door Material</b>	Wooden Doors
<b>Max. Door Weight</b>	<b>100 kg (220 lbs)</b>
<b>Min. Door Thickness</b>	30 mm (1 3/16")
<b>Max. Door Thickness</b>	80 mm (3 5/32")
<b>Max. Door Width</b>	1600 mm (5' 3")
<b>Max. Door Height</b>	2700 mm (8' 10 5/16")
<b>Finish/Colour</b>	Black/Anthracite (for running gear holders/guides)
<b>Optional Feature</b>	Compatible with <b>Soft and Self-Closing</b> mechanisms (must be purchased separately).
<b>Acoustics Option</b>	Also available for enhanced sound attenuation (different model/additional seals required).
<b>Components Included</b>	Running gear, stoppers, running gear holders, housings, bottom guide, screws (track <i>not</i> included).

### Frequently Asked Questions (FAQs)

**Q: Does this set include the track and pocket frame?**

A: No. This product is the Sliding Door Fitting Set for 1 Door and does not include the running track or the pocket wall frame. These must be purchased separately.

**Q: What is the benefit of the "Push-to-Open" feature?**

A: The Push-to-Open (HMT) feature allows you to open the door with a light tap, making door pulls or handles unnecessary when the door is fully recessed. This creates a completely flush, handle-free, and minimalist aesthetic.

**Q: Can I use this system with a soft close mechanism?**

A: Yes, the Hawa Porta 100 HMT is compatible with the optional Hawa Soft Close and self-closing mechanisms (sold separately) for controlled, quiet

closing and opening.

**Q: What is the maximum door weight this hardware can support?**

A: It is rated for a maximum door weight of 100 kg (220 lbs).

**Q: Is this system suitable for a bathroom or wet area?**

A: It is designed for interior use. While the components are durable, installation in constantly wet or high-humidity environments requires proper planning and door material selection.

**HAWA**

**HMT Technology (Push-to-Open):**

Features an innovative mechanism that ejects the door from the pocket with a gentle touch, allowing for a completely handle-free, minimalist, and flush aesthetic.

**HAWA's competitors**

While other competitors are maybe known for convenient, pre-assembled pocket door frames, HAWA's HMT system offers a superior, proprietary *hardware innovation* focused on achieving an unparalleled minimalist aesthetic (no handles/pulls required), paired with high-end, heavy-duty running gear for exceptional smooth operation.

**Premium Engineering & Heavy-Duty Capacity:**

Engineered for doors up to 100 kg (220 lbs) with ball-bearing rollers for exceptionally smooth, silent movement and durability in high-traffic architectural spaces.

Hawa and their competitors both target the high-end segment, but the Hawa Porta 100 HMT Pocket is a specialised, robust architectural solution. HAWA's specific focus on combining **100kg capacity** with the fully concealed **HMT functionality** for wall pockets provides a definitive edge in terms of robust performance and integrated high-end design for large doors.

**Specialised Hardware vs. General Distribution:**

A proprietary, specialised system from HAWA Sliding Solutions, known for quality and innovation in movement.

When a competitor is a major *distributor* of general hardware they often sell HAWA products. The Hawa Porta 100 HMT Pocket is a top-tier, specialised product line from the

## HAWA

**HAWA's competitors** manufacturer, utilising unique technology (HMT) and high-tolerance components that exceed the capabilities and innovative features of the usual competitors standard or general sliding door hardware offerings.

### System Differentiation (Hardware vs. Frame):

HAWA provides the premium *moving components* that define the operation and aesthetic of a pocket door.





**Cavity Sliders (CS For Doors):** HAWA comes out on top on mechanical features. CS For Doors are specialists in the *structural cavity/pocket frame*, focusing on ease of building and structural support. The Hawa Porta 100 HMT system, however, provides the **advanced mechanical features** (100 kg capacity, quiet running gear, HMT push-to-open) that elevate the door's function and final finish quality above what is typically included in standard cavity slider hardware.

### Alternative Hawa Systems:

- **Hawa Porta 60/100 H:** Basic system for ceiling mounting.
- **Hawa Porta 100 HMT Set with Track:** The complete set including the track, for those who prefer an all-in-one purchase.

Product-Highlights	
Flexibility	Ceiling solution
Productivity	Door complete
Technical guidelines	
Weight Max.	100 kg
Height	2700
Length	1600
Width	30-80



Design / Integration	
	Ceiling
	Ceiling
	Top-r
	Wall p